PEMKO MODULAR RAMPS



CONTENTS:

Ramp Ordering Information 124
Modular Ramp Threshold Assemblies - Flush Applications 125
Modular Ramp Threshold Assemblies - Offset (7" Top Plate) 126
Modular Ramp Threshold Assemblies - Offset (3½" Top Plate) 127
Modular Ramp Threshold Components 128
Modular Ramp Threshold Assemblies - Variables 129
Risers for Modular Ramps 129
Miter Returns For All Modular Ramp Thresholds 130
Barrier-Free Ramp Thresholds 131
Fire Retardant and Styrene Butadiene Rubber Ramp Thresholds 132
Recycled Rubber Ramp Assembly 133

INDEX:

PRODUCT	PAGE
257	131
257x259	131
259	131
R1.5F	125
R1.5FMR	125
R1.5OS	126
R1.5OSMR	126
R1.5OSS	127
R1.5OSSMR	127
R1.25F	125
R1.25FMR	125
R1.25OS	126
R1.25OSMR	126
R1.25OSS	127
R1.25OSSMR	127
R1.75F	125
R1.75FMR	125
R1.75OS	126
R1.75OSMR	126
R1.75OSS	127
R1.75OSSMR	127
R1F	125
R1FMR	125
R1OS	126
R1OSMR	126
R1OSS	127
R1OSSMR	127
R2.25F	125
R2.25FMR	125
R2F	125
R2FMR	125
R2OS	126
R2OSMR	126
R2OSS	127
R2OSSMR	127
R.5F	125
R.5FMR	125
R.5OS	126
R.5OSMR	126
R.5OSS	127
R.5OSSMR	127
R.75F	125
R.75FMR	125
R.75OS	126
R.75OSMR	126
R.75OSS	127
R.75OSSMR	127
RAMP 1	128
RAMP 2	129
RAMP 3	128
RAMP 4	128
RAMP 5	128
RAMP 6	128
RAMP 7	129
RAMP 8	128
RAMP 8	129
RAMP 9	128
RAMP 10	128
RAMP 11	128
RAMP 12	128
RAMP 13	129
RAMP 14	129
RR1	132
RR1.25FMR	133
RR2	132
RVAR1/A	129
RVAR1/AK	129
RVARIOSS	129
SBR1F	132
SBR1FMR	132
SBR.5F	132
SBR.5FMR	132
WING 10_H	130
WING 16_H	130
WING EXT_H	130

800-824-3018 | www.pemko.com

Check the web site for the up-to-date catalog

Copyright © 2015-2025, ASSA ABLOY Accessories and Door Controls Group, Inc., an ASSA ABLOY Group company. All rights reserved.
Reproduction in whole or in part without the express written permission of ASSA ABLOY Accessories and Door Controls Group, Inc. is prohibited.

PEMKO
ASSA ABLOY

Experience a safer
and more open world

RAMP ORDERING INFORMATION

Flush Applications

Example: R 1 F MR AK

Product	Floor Offset Height	Application	Option	Finish
R = Ramp	.5 = ½"	F = Flushes out to floor offset	MR = Miter Return (1 pair)	A = Aluminum (mill finish) AK = PemKote™ (skid-resistant surface)
	.75 = ¾"			
	1 = 1"			
	1.25 = 1-¼"			
	1.5 = 1-½"			
	1.75 = 1-¾"			
	2 = 2"			
	2.25 = 2-¼"			

Offset Applications - 7" Top Plate

Example: R 1 OS MR AK

Product	Floor Offset Height	Application	Option	Finish
R = Ramp	.5 = ½"	OS = Up & over offset w/ 7" top plate	MR = Miter Return (1 pair)	A = Aluminum (mill finish) AK = PemKote™ (skid-resistant surface)
	.75 = ¾"			
	1 = 1"			
	1.25 = 1-¼"			
	1.5 = 1-½"			
	1.75 = 1-¾"			
	2 = 2"			

Offset Applications - 3½" Top Plate

Example: R 2 OSS MR AK

Product	Floor Offset Height	Application	Option	Finish
R = Ramp	.5 = ½"	OSS = Up & over offset w/ 3-½" top plate	MR = Miter Return (1 pair)	A = Aluminum (mill finish) AK = PemKote™ (skid-resistant surface)
	.75 = ¾"			
	1 = 1"			
	1.25 = 1-¼"			
	1.5 = 1-½"			
	1.75 = 1-¾"			
	2 = 2"			

Copyright © 2015-2025, ASSA ABLOY Accessories and Door Controls Group, Inc., an ASSA ABLOY Group company. All rights reserved. Reproduction in whole or in part without the express written permission of ASSA ABLOY Accessories and Door Controls Group, Inc. is prohibited.

MODULAR RAMP THRESHOLD ASSEMBLIES

- Assemblies accommodate 1/2" to 2 1/4" floor offsets in meeting the 1:12 slope requirements of the "Americans with Disabilities Act". Even higher offsets can be accommodated by using the risers, **RAMP13_** and **RAMP14_**
- "MR" in a product number denotes that one-pair of miter returns (and extenders, if applicable) is included. Otherwise, we recommend filling and feathering the threshold ends with grout. Do not leave threshold ends open
- Miter Returns are available for offsets up to 2 1/4"
- Assemblies are supplied with #10 stainless steel wood screws. Stainless steel machine screws and expansion shields are available at an extra cost
- Assemblies allow for custom fabrication; please consult Pemko Customer Service
- Assemblies are provided NET length
- Miter returns will add 2 pieces to total components; miter returns with extenders will add 4 pieces to total components

PemKote™ is highly recommended for all threshold assemblies, especially exterior conditions where moisture may be present.

Only with PemKote™ Non-Slip Coating

Flush Applications

1/2" Floor Offset

R.5F_
R.5FMR_ **

AVAILABLE FINISHES: **10BE, A, AK, BSP, WSP**
ASSEMBLY LENGTH: 6 1/8"
OF COMPONENTS: 1



3/4" Floor Offset

R.75F_
R.75FMR_ **

AVAILABLE FINISHES: **10BE, A, AK, BSP, WSP**
ASSEMBLY LENGTH: 9 1/4"
OF COMPONENTS: 2



1" Floor Offset

R1F_
R1FMR_ **

AVAILABLE FINISHES: **10BE, A, AK, BSP, WSP**
ASSEMBLY LENGTH: 12 3/8"
OF COMPONENTS: 2



1 1/4" Floor Offset

R1.25F_
R1.25FMR_ **

AVAILABLE FINISHES: **10BE, A, AK, BSP, WSP**
ASSEMBLY LENGTH: 15 1/2"
OF COMPONENTS: 3



1 1/2" Floor Offset

R1.5F_
R1.5FMR_ **

AVAILABLE FINISHES: **10BE, A, AK, BSP, WSP**
ASSEMBLY LENGTH: 18 5/8"
OF COMPONENTS: 3

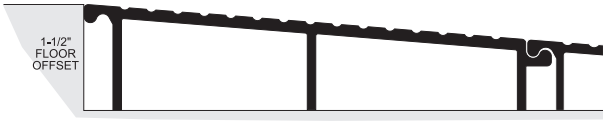

1 3/4" Floor Offset

R1.75F_
R1.75FMR_ **

AVAILABLE FINISHES: **10BE, A, AK, BSP, WSP**
ASSEMBLY LENGTH: 21 3/4"
OF COMPONENTS: 4

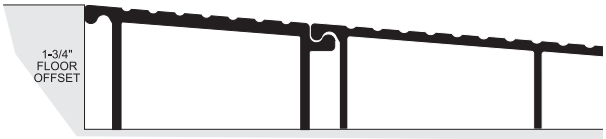

2" Floor Offset

R2F_
R2FMR_ **

AVAILABLE FINISHES: **10BE, A, AK, BSP, WSP**
ASSEMBLY LENGTH: 24 7/8"
OF COMPONENTS: 4



2 1/4" Floor Offset

R2.25F_
R2.25FMR_ **

AVAILABLE FINISHES: **10BE, A, AK, BSP, WSP**
ASSEMBLY LENGTH: 28"
OF COMPONENTS: 5

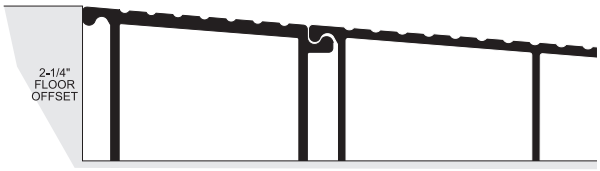

Complete assembly drawings available online
NOTE: Greater offset may be accomplished by using Pemko risers.
**Miter Returns are not ADA Compliant

AVAILABLE FINISHES FOR PRODUCTS SHOWN ON THIS PAGE
10BE (Satin Bronze Powder Coated Aluminum) **A** (Mill Finish Aluminum) **AK** (Mill Finish Aluminum with PemKote™ Non-Slip Coating) **BSP** (Black Suede Powder Coated Aluminum) **WSP** (White Suede Powder Coated Aluminum)

800-824-3018 | www.pemko.com

Check the web site for the up-to-date catalog

Copyright © 2015-2025, ASSA ABLOY Accessories and Door Controls Group, Inc., an ASSA ABLOY Group company. All rights reserved.
Reproduction in whole or in part without the express written permission of ASSA ABLOY Accessories and Door Controls Group, Inc. is prohibited.

PEMKO
ASSA ABLOY
Experience a safer and more open world

OFFSET APPLICATIONS (7" TOP PLATE)

1/2" Floor Offset

R.5OS_
R.5OSMR_ **

AVAILABLE FINISHES: **10BE, A, AK, BSP, WSP**
ASSEMBLY LENGTH*: 16 1/4"
OF COMPONENTS: 3



3/4" Floor Offset

R.75OS_
R.75OSMR_ **

AVAILABLE FINISHES: **10BE, A, AK, BSP, WSP**
ASSEMBLY LENGTH*: 19 3/8"
OF COMPONENTS: 3



1" Floor Offset

R1OS_
R1OSMR_ **

AVAILABLE FINISHES: **10BE, A, AK, BSP, WSP**
ASSEMBLY LENGTH*: 22 1/2"
OF COMPONENTS: 4



1 1/4" Floor Offset

R1.25OS_
R1.25OSMR_ **

AVAILABLE FINISHES: **10BE, A, AK, BSP, WSP**
ASSEMBLY LENGTH*: 25 5/8"
OF COMPONENTS: 4



1 1/2" Floor Offset

R1.5OS_
R1.5OSMR_ **

AVAILABLE FINISHES: **10BE, A, AK, BSP, WSP**
ASSEMBLY LENGTH*: 28 3/4"
OF COMPONENTS: 5



1 3/4" Floor Offset

R1.75OS_
R1.75OSMR_ **

AVAILABLE FINISHES: **10BE, A, AK, BSP, WSP**
ASSEMBLY LENGTH*: 31 7/8"
OF COMPONENTS: 5



2" Floor Offset

R2OS_
R2OSMR_ **

AVAILABLE FINISHES: **10BE, A, AK, BSP, WSP**
ASSEMBLY LENGTH*: 35"
OF COMPONENTS: 6



Complete assembly drawings available online.

NOTE: Greater offset may be accomplished by using Pemko risers.
*Assembly length includes 7" top plate
**Miter Returns are not ADA Compliant



Assembly Shown: **R.5OS**

AVAILABLE FINISHES FOR PRODUCTS SHOWN ON THIS PAGE
10BE (Satin Bronze Powder Coated Aluminum) **A** (Mill Finish Aluminum) **AK** (Mill Finish Aluminum with PemKote™ Non-Slip Coating) **BSP** (Black Suede Powder Coated Aluminum) **WSP** (White Suede Powder Coated Aluminum)

PEMKO
ASSA ABLOY
Experience a safer and more open world

800-824-3018 | www.pemko.com
Check the web site for the up-to-date catalog

Copyright © 2015-2025, ASSA ABLOY Accessories and Door Controls Group, Inc., an ASSA ABLOY Group company. All rights reserved. Reproduction in whole or in part without the express written permission of ASSA ABLOY Accessories and Door Controls Group, Inc. is prohibited.

SHORT OFFSET APPLICATIONS (3½" TOP PLATE)

½" Floor Offset

R.5OSS_
R.5OSSMR_ **

AVAILABLE FINISHES: **10BE, A, AK, BSP, WSP**
ASSEMBLY LENGTH*: 12¾"
OF COMPONENTS: 3



¾" Floor Offset

R.75OSS_
R.75OSSMR_ **

AVAILABLE FINISHES: **10BE, A, AK, BSP, WSP**
ASSEMBLY LENGTH*: 15⅞"
OF COMPONENTS: 3



1" Floor Offset

R1OSS_
R1OSSMR_ **

AVAILABLE FINISHES: **10BE, A, AK, BSP, WSP**
ASSEMBLY LENGTH*: 19"
OF COMPONENTS: 4



1¼" Floor Offset

R1.25OSS_
R1.25OSSMR_ **

AVAILABLE FINISHES: **10BE, A, AK, BSP, WSP**
ASSEMBLY LENGTH*: 22⅛"
OF COMPONENTS: 4



1½" Floor Offset

R1.5OSS_
R1.5OSSMR_ **

AVAILABLE FINISHES: **10BE, A, AK, BSP, WSP**
ASSEMBLY LENGTH*: 25¼"
OF COMPONENTS: 5

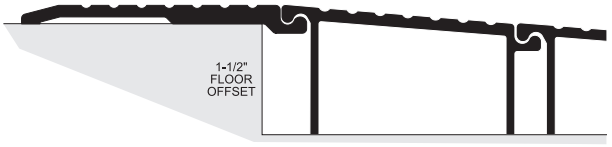

1¾" Floor Offset

R1.75OSS_
R1.75OSSMR_ **

AVAILABLE FINISHES: **10BE, A, AK, BSP, WSP**
ASSEMBLY LENGTH*: 28⅜"
OF COMPONENTS: 5

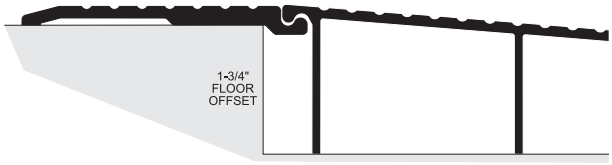

2" Floor Offset

R2OSS_
R2OSSMR_ **

AVAILABLE FINISHES: **10BE, A, AK, BSP, WSP**
ASSEMBLY LENGTH*: 31½"
OF COMPONENTS: 6

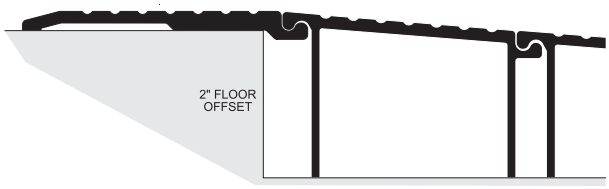

Complete assembly drawings available online.

NOTE: Greater offset may be accomplished by using Pemko risers.
*Assembly length includes 3½" top plate
**Miter Returns are not ADA Compliant



Assembly Shown: **R.75OSS**

AVAILABLE FINISHES FOR PRODUCTS SHOWN ON THIS PAGE
10BE (Satin Bronze Powder Coated Aluminum) **A** (Mill Finish Aluminum)
AK (Mill Finish Aluminum with PemKote™ Non-Slip Coating) **BSP** (Black Suede Powder Coated Aluminum)
WSP (White Suede Powder Coated Aluminum)

800-824-3018 | www.pemko.com

Check the web site for the up-to-date catalog

Copyright © 2015-2025, ASSA ABLOY Accessories and Door Controls Group, Inc., an ASSA ABLOY Group company. All rights reserved.
Reproduction in whole or in part without the express written permission of ASSA ABLOY Accessories and Door Controls Group, Inc. is prohibited.

PEMKO
ASSA ABLOY
Experience a safer and more open world

MODULAR RAMP THRESHOLD COMPONENTS

- Components are generally sold as part of assemblies
- Ramp Assemblies consist of interlocking components, eliminating the need to weld joints. Interlocking ball-joint design allows each component to flex and conform to uneven surfaces
- All assemblies carry the following labels:
- PemKote™ is highly recommended for all threshold assemblies, especially exterior conditions where moisture may be present

NOTE: The following pages are for component identification only. Do not order from these pages. Order only complete assemblies from pages 140 to 142

TOP PLATES

RAMP8_
Short top plate
AVAILABLE FINISHES: **10BE, A, AK, BSP, WSP**

RAMP1_
Top plate
AVAILABLE FINISHES: **10BE, A, AK, BSP, WSP**

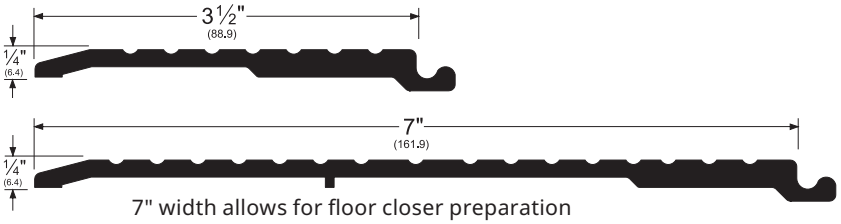

7" width allows for floor closer preparation

BRIDGES

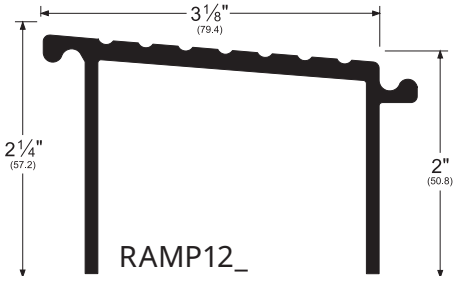

RAMP12_
AVAILABLE FINISHES: **10BE, A, AK, BSP, WSP**

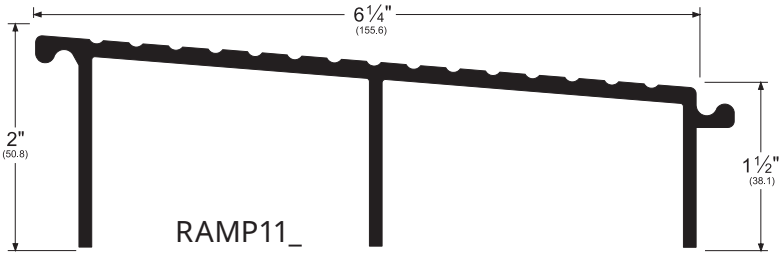

RAMP11_
AVAILABLE FINISHES: **10BE, A, AK, BSP, WSP**

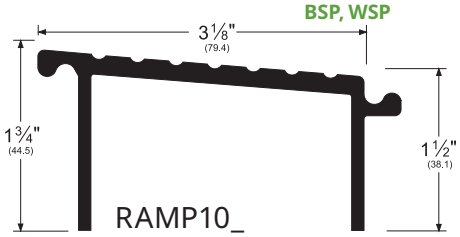

RAMP10_
AVAILABLE FINISHES: **10BE, A, AK, BSP, WSP**

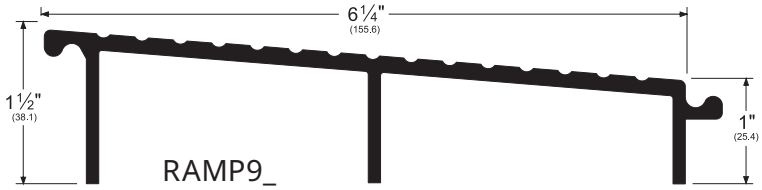

RAMP9_
AVAILABLE FINISHES: **10BE, A, AK, BSP, WSP**

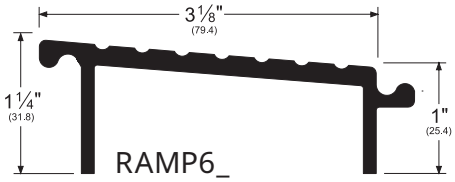

RAMP6_
AVAILABLE FINISHES: **10BE, A, AK, BSP, WSP**

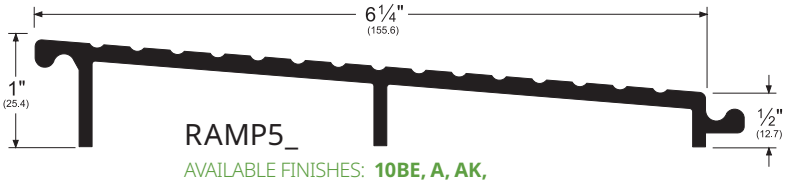

RAMP5_
AVAILABLE FINISHES: **10BE, A, AK, BSP, WSP**

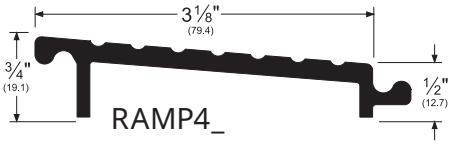

RAMP4_
AVAILABLE FINISHES: **10BE, A, AK, BSP, WSP**

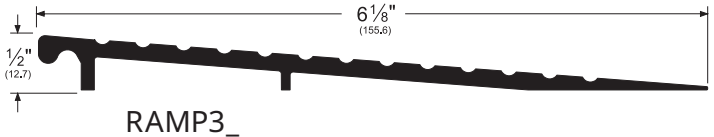

RAMP3_
AVAILABLE FINISHES: **10BE, A, AK, BSP, WSP**

NOTE: Products shown in this section are not drawn to scale.

AVAILABLE FINISHES FOR PRODUCTS SHOWN ON THIS PAGE
10BE (Satin Bronze Powder Coated Aluminum) **A** (Mill Finish Aluminum) **AK** (Mill Finish Aluminum with PemKote™ Non-Slip Coating) **BSP** (Black Suede Powder Coated Aluminum) **WSP** (White Suede Powder Coated Aluminum)

PEMKO
ASSA ABLOY
Experience a safer and more open world

800-824-3018 | www.pemko.com
Check the web site for the up-to-date catalog

Copyright © 2015-2025, ASSA ABLOY Accessories and Door Controls Group, Inc., an ASSA ABLOY Group company. All rights reserved. Reproduction in whole or in part without the express written permission of ASSA ABLOY Accessories and Door Controls Group, Inc. is prohibited.

MODULAR RAMP THRESHOLD ASSEMBLIES - VARIABLES

- Use a "Variable" component to accommodate offsets from 1/2" to 1 1/4". These meet the 1:8 maximum slope allowance (ADA) for existing buildings. For new construction, this assembly is only ADA compliant in certain applications as outlined by the current ADA standard
- May require a variance from some state building codes, even though ADA compliant
- Ideal for use in cross traffic corridors where a minimal ramp projection may be required and a steeper slope may be allowed. Supplied with #10 stainless steel sheet metal screws. Stainless steel machine screws and expansion shields are available at an extra cost
- Miter returns are not available due to the variable angle of this ramp. Please fill and feather the threshold ends. Do not leave threshold ends open
- This variable ramp is supplied un-drilled from Pemko. Due to the variance in the angle, it must be drilled in the field. For proper installation, it requires the **RAMP7_** to be placed under **RAMP2_** after the assembly is in place, then must be match drilled and anchored through both components
- PemKote™ is highly recommended for all ramp threshold assemblies especially exterior conditions where moisture may be present
- In addition to ADA compliance, outlined previously, all assemblies carry the following labels: BHMA 10C CERTIFIED

RVARIOSS_

AVAILABLE FINISHES: **10BE, A, AK, BSP, WSP**

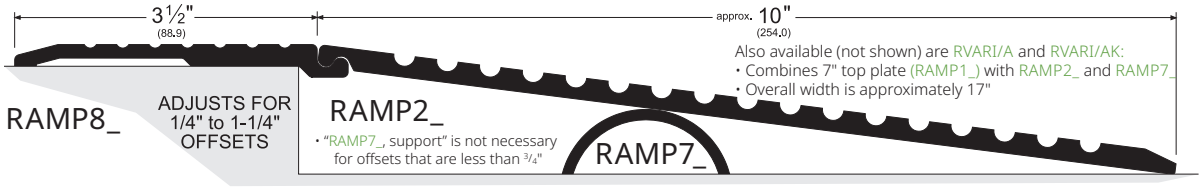

VARIABLE RAMP COMPONENTS

RAMP2_

variable

AVAILABLE FINISHES: **10BE, A, AK, BSP, WSP**

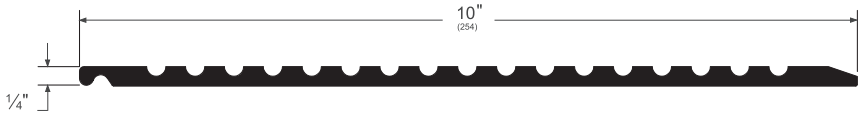

RAMP7_

support for variable

AVAILABLE FINISHES: **A**

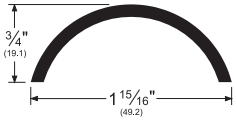

RISERS FOR MODULAR RAMPS

- Risers easily attach to the legs of Pemko's Modular Ramp Systems. Each adds 1/2" in height to accommodate offsets greater than 2 1/4"
- Contact Pemko Customer Service for information on stacking risers to reach desired height

RAMP13_

AVAILABLE FINISHES: **A**

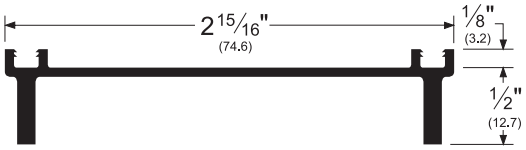

RAMP14_

AVAILABLE FINISHES: **A**

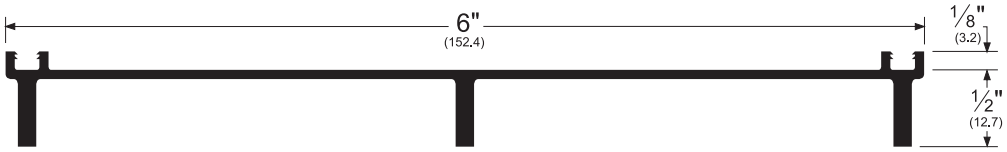

NOTE: Products shown in this section are not drawn to scale.

AVAILABLE FINISHES FOR PRODUCTS SHOWN ON THIS PAGE
10BE (Satin Bronze Powder Coated Aluminum) **A** (Mill Finish Aluminum) **AK** (Mill Finish Aluminum with PemKote™ Non-Slip Coating) **BSP** (Black Suede Powder Coated Aluminum) **WSP** (White Suede Powder Coated Aluminum)

Copyright © 2015-2025, ASSA ABLOY Accessories and Door Controls Group, Inc., an ASSA ABLOY Group company. All rights reserved.
Reproduction in whole or in part without the express written permission of ASSA ABLOY Accessories and Door Controls Group, Inc. is prohibited.

PEMKO
ASSA ABLOY
Experience a safer and more open world

MITER RETURNS FOR ALL MODULAR RAMP THRESHOLDS

- Cast aluminum "wings" fit into end of modular ramp threshold assembly and are fastened to ramp mid sections with self-tapping machine screws
- Neat, compact, and tight-fitting design replaces former mitering methods
- Miter Returns are match-drilled with each assembly
- Miter Returns are not "ADA" compliant
- Miter Returns are handed from the low end and are determined by which side of the ramp it fits into

BHMA CERTIFIED

WING10_H_

AVAILABLE FINISHES: **A, AK**

- WING10 can be trimmed to fit ramp assembly (dotted lines show cut down for use with R.5FMR_)

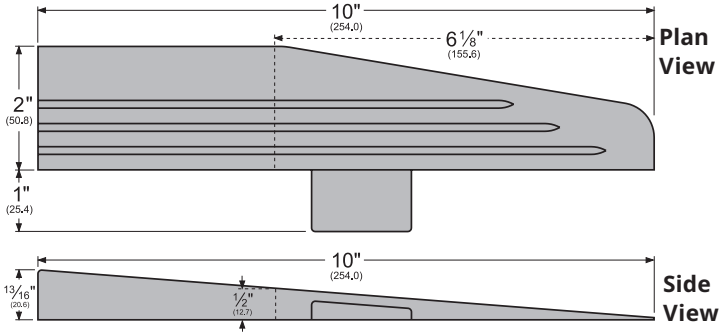

WING10RH_

(right-hand shown)

End View

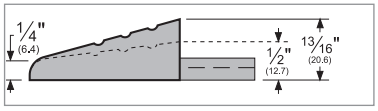

View from high-end

WING16_H_

AVAILABLE FINISHES: **A, AK**

- WING16 can be trimmed to fit ramp assembly (dotted lines show cut down for use with **R1FMR**_)

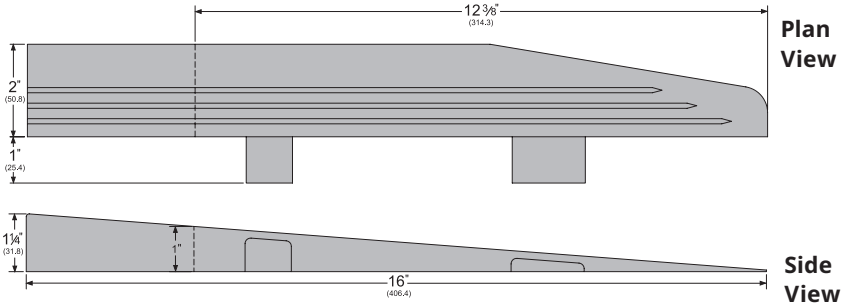

WING16RH_

(right-hand shown)

End View

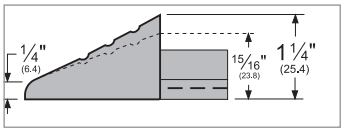

View from high-end

WINGEXT_H_

AVAILABLE FINISHES: **A, AK**

- WINGEXT are included with assemblies to completely fill ends for 2" offset or 2¼" flush conditions
  WINGEXT works in conjunction with WING16 for these higher offset conditions

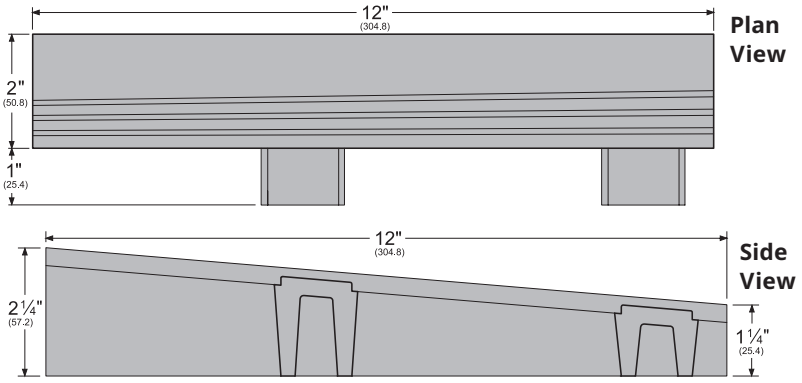

WINGEXTRH_

(right-hand shown)

End View

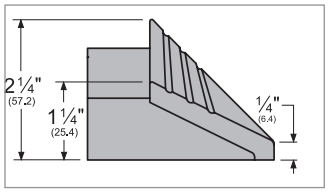

View from high-end

See flyer on the Literature page of www.assaaabloydooraccessories.us for WING cut-down chart.

AVAILABLE FINISHES FOR PRODUCTS SHOWN ON THIS PAGE
A (Mill Finish Aluminum) **AK** (Mill Finish Aluminum with PemKote™ Non-Slip Coating)

Copyright © 2015-2025, ASSA ABLOY Accessories and Door Controls Group, Inc., an ASSA ABLOY Group company. All rights reserved. Reproduction in whole or in part without the express written permission of ASSA ABLOY Accessories and Door Controls Group, Inc. is prohibited.

BARRIER-FREE RAMP THRESHOLDS

- The modular ramp thresholds are an improvement over the **257/259** however, **257/259** will remain available for special requirements
- Use **257_** and **259_** together, or use **257_** with an abutted 1:12 concrete slope
- When used as a cover plate assembly (see Commercial Thresholds section), a longer spindle may be required
- Ramps on this page are not ADA compliant when used at a door opening
- The **257_** is not ADA compliant when used alone.
- PemKote™ is highly recommended for all threshold assemblies, especially exterior conditions where moisture may be present

257x259_

AVAILABLE FINISHES: **10BE, A, AK, BSP, WSP**

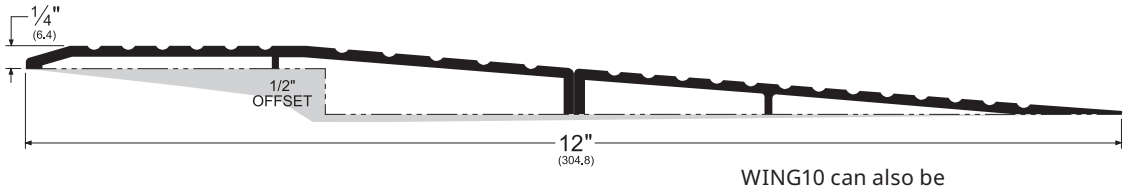

WING10 can also be used

BHMA CERTIFIED

259_

AVAILABLE FINISHES: **10BE, A, AK, BSP, WSP**

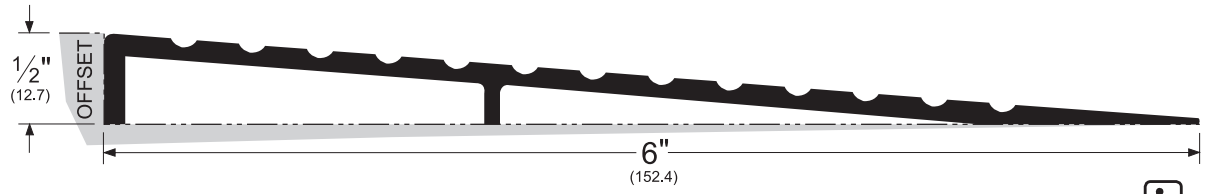

BHMA CERTIFIED

257_

AVAILABLE FINISHES: **10BE, A, AK, BSP, WSP**

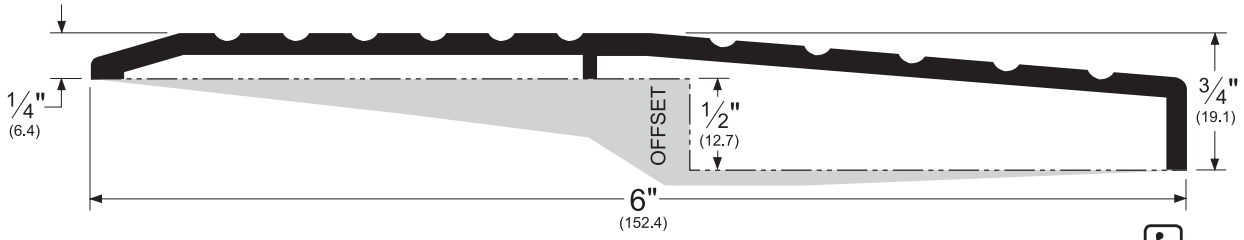

BHMA CERTIFIED

NOTE: Products shown in this section are not drawn to scale.

AVAILABLE FINISHES FOR PRODUCTS SHOWN ON THIS PAGE
10BE (Satin Bronze Powder Coated Aluminum) **A** (Mill Finish Aluminum)
AK (Mill Finish Aluminum with PemKote™ Non-Slip Coating) **BSP** (Black Suede Powder Coated Aluminum)
WSP (White Suede Powder Coated Aluminum)

Copyright © 2015-2025, ASSA ABLOY Accessories and Door Controls Group, Inc., an ASSA ABLOY Group company. All rights reserved.
Reproduction in whole or in part without the express written permission of ASSA ABLOY Accessories and Door Controls Group, Inc. is prohibited.

PEMKO
ASSA ABLOY
Experience a safer and more open world

FIRE RETARDANT AND STYRENE BUTADIENE RUBBER RAMP THRESHOLDS

- Rubber ramps meet the requirements of **ADAAG-2010; IBC/ANSI A117.1; and California Title 24, Part 2**
- Styrene butadiene rubber ramps are weather, ozone, abrasion, and impact resistant; long-lasting and fire retardant
- Rubber ramps are sold in one foot increments up to 15-foot lengths
- Rubber ramps can be butted together for longer lengths
- Rubber ramps are cut square on each end but are available with molded rubber miter returns. To receive a pair of miter returns, add "**MR**" to the part number (example: **SBR.5FMR**)
- Rubber ramps have a superior grip, anti-slip surface and a "**no bump**" tapered lead edge. Rubber ramps are classified by Underwriters Laboratories, Inc.,® as a skid-resistant floor surface per **UL standard for safety, UL410.** Rubber ramps also meet the requirements of **ASTM D 2047** and **Federal Specification P-F-430C**
- Rubber ramps are easy to install on most surfaces by using a construction adhesive. Mechanical fasteners are not required and not recommended
- Rubber ramps are also portable. For temporary applications, an assembly stays in place by its sheer weight and can be removed from one opening and placed at another opening
- Use an adhesive (caulk) suitable for use with plastics and your flooring material for proper installation and adhesion
- Rubber ramps are available for ½" and 1" offset heights
- Rubber ramps can be cross-cut to length or ripped to a custom offset height using a table or radial arm saw with a carbide-tipped blade. These modifications must be made in the field

SBR1F
SBR1FMR **

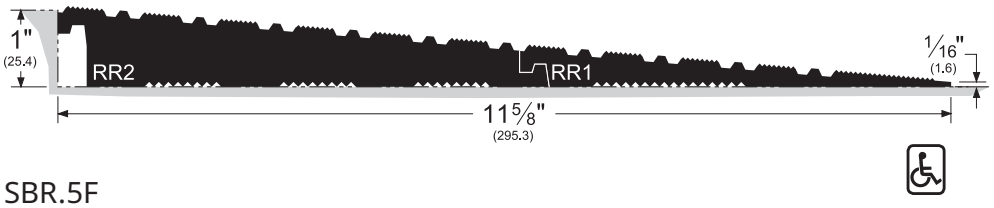



Assembly consists of two inter-locking components.

SBR.5F
SBR.5FMR **
RR1

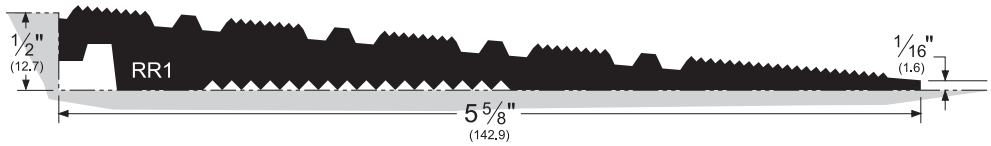

RR2

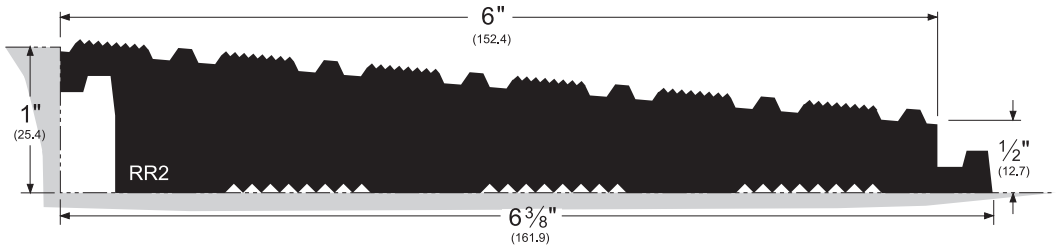

This component (**RR2**) is not ADA compliant when used by itself.

NOTE: Products shown in this section are not drawn to scale.

** = Miter Returns are not ADA compliant

PEMKO
ASSA ABLOY
Experience a safer and more open world

800-824-3018 | www.pemko.com
Check the web site for the up-to-date catalog

Copyright © 2015-2025, ASSA ABLOY Accessories and Door Controls Group, Inc., an ASSA ABLOY Group company. All rights reserved. Reproduction in whole or in part without the express written permission of ASSA ABLOY Accessories and Door Controls Group, Inc. is prohibited.

RECYCLED RUBBER RAMP ASSEMBLY

- ADA Compliant, based on application
- Meets: **UL410, ASTM D2047, Federal Specification P-F-430C**
- Recycled Rubber Ramp Assemblies meet **IBC/ANSI A117.1-2013**
- Made from #20 mesh minus crumb rubber (with urethane binders) reclaimed from 100% recycled rubber automotive tires
- Use an adhesive (caulk) suitable for use with plastics and your flooring material for proper installation and adhesion. Avoid Liquid Nails with Rubber Ramps
- Using ordinary tools, trim to fit your application
- Can be ripped for offsets less than 1¼"
- Plane bottom surface of ramp to accommodate irregular surface conditions
- Miter returns are molded into the design of the Recycled Rubber Ramp
- 36" and 60" ramps are supplied as one (1) piece assemblies
- 48" and 72" ramps are supplied as two (2) piece assemblies
- Dimensions are nominal and can vary by as much as one inch. This is acceptable as long as the two halves match

Ordering Chart

Other sizes are available, please contact Pemko Customer Service.

PART #	WIDTH "A" (door opening)	WIDTH "B" (total width)
RR1.25FMR36	36"	41"
RR1.25FMR48	48"	53"
RR1.25FMR60	60"	65"
RR1.25FMR72	72"	77"
RR1.25FMR96	96"	101"

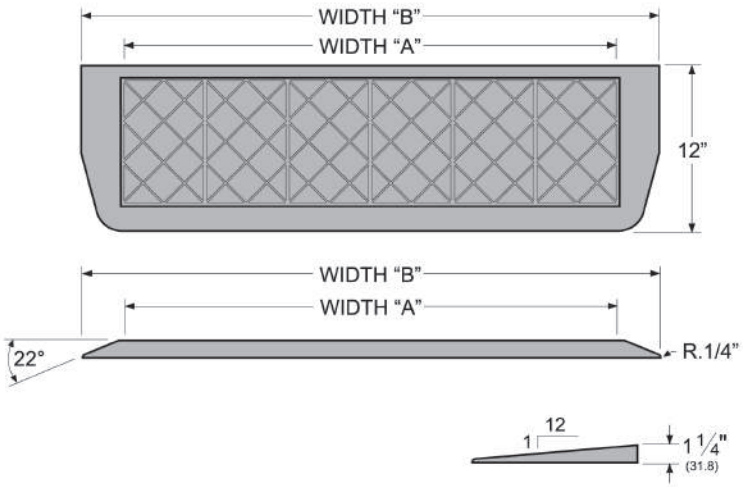

Copyright © 2015-2025, ASSA ABLOY Accessories and Door Controls Group, Inc., an ASSA ABLOY Group company. All rights reserved.
Reproduction in whole or in part without the express written permission of ASSA ABLOY Accessories and Door Controls Group, Inc. is prohibited.

PEMKO
ASSA ABLOY
Experience a safer and more open world